

# 4-H Emblem Guidelines

## Basics



The official 4-H Emblem is a four-leaf clover with a letter “H” in each leaf and the stem turned to the right. The Emblem may be two-dimensional (flat) or three dimensional (with shadows that show depth and perspective). Authorized users of the 4-H Emblem must ensure the following:

- ✓ They have obtained the **official** 4-H Emblem and are using it in its entirety.
- ✓ They do not “flip” the image to create a framed look. The stem on the 4-H Emblem **must** point to the right as you look at the image.
- ✓ They are familiar with resizing graphics through the software application being used, and do not distort or warp the dimensions of the Emblem.
- ✓ The 4-H Emblem is never used to imply endorsement.
- ✓ They follow the graphic use guidelines outlined in this document, or for questions or clarifications, contact [4HNE@nifa.usda.gov](mailto:4HNE@nifa.usda.gov).



- 🔴 **Use the whole Emblem.** The 4-H Emblem should always appear in its entirety—meaning it should always appear as a whole and complete image.





- 🔴 **Do not remove any leaves.** The leaves cannot be removed or have another image superimposed over the top of any of the leaves. Other images should be moved and appear completely separate from the 4-H Emblem. This also means you should not “cut off” a leaf by running it off the edge of the paper in print media or other designs.

| Appropriate Use   | Inappropriate Use   |
|---|---|
|  |  |



- ❶ **Do not place text or other images over or on top of the 4-H Emblem.** The 4-H Emblem should not appear screened or watermarked under words or graphics. No photo, drawing, symbol, word, or other figure or object may be placed on or obscure the 4-H Emblem.

| Appropriate Use   | Inappropriate Use   |
|---|---|
|  |  |

- ❷ **Keep it upright.** The 4-H Emblem should not be rotated or turned on its side. There are some exceptions, such as on fabric where the emblem is scattered randomly across the fabric or in other random designs. Any exceptions must be approved by the authorizing entity.



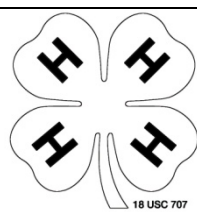

| Appropriate Use  | Inappropriate Use  |
|--|--|
|  |  |

- ❸ **Distortion and Proportion.** The appearance, shape, and proportion of the 4-H Emblem should never be distorted to fit in an imprint space. Do not make the 4-H Emblem longer, taller, wider, angled, or squarer. Do not alter the shape in any way. The overall size of the 4-H Emblem may be changed, but the proportions must remain intact.

| Appropriate Use   | Inappropriate Use  |
|---|--|
|  |  |

- ❹ **Color.** The 4-H Emblem should never be screened, shaded, gradated, or appear in a multi-colored hue. **Graphic Designers: The official color is 100% PMS 347 green.**

The clover can be green, white, black, or metallic gold. Below are the official guidelines for each color clover:

|  |   |
|--|---|
|   | <p>The "H's" on the green clover can be white, black, or metallic gold.</p>                       |
|   | <p>The H's on the black clover should be white.</p>   |
|   | <p>The H's on the white clover can be black or green.</p>   |
|  | <p>The H's on the metallic gold clover can be white, black, or metallic gold (when embossed).</p> |

The one exception to the above descriptions of the color of the H's is when only one-color printing is being used. With one-color printing the H's can be reversed out to the color of the paper (or medium) on which the emblem is printed.

**One-color printing** requires either PMS 347 green or black. For commercial applications, the "18 U.S.C. 707" notice should be the same color as the clover leaves. Black or white are the only acceptable alternatives to green for one-color printing.

**Two-color printing** - Only PMS 347 green may be used for the leaves and "18 U.S.C. 707" notice.

**Four-color process (full color printing)** - In four-color process printing, PMS colors are approximated using a particular combination of the standard four-color process printing inks. The four-color process percentages required to match 4-H's PMS 347 green are: cyan 100%, magenta 0%, yellow 90%, and black 0%. There is no PMS equivalent to PMS 873.

**Video and Computer Screen Colors (Electronic Media)** - The colors transmitted by electronic media are created using precise combinations of RGB (red, green, blue). The correct RGB values for the 4-H green are: R=51, G=153, B=102. No other colors are acceptable.

For exceptions to the guidance provided regarding color, please contact the appropriate authorizing entity.

## Artistic

The 4-H Emblem can be used for materials such as jewelry or fine art and may be made of metal (e.g. copper, bronze, gold, or silver), glass, leather, or wood without conflicting with the color specifications for the 4-H Emblem. Ceramic, plaster, paper, fabric, or any materials that are colored or painted must comply with the color specifications and all other guidelines.

Use of the emblem on fabric, whether painted, screen printed, embroidered, appliquéd, or some other technique, must accurately represent the 4-H Emblem in authorized colors and adhere to all other use guidelines.

The 4-H Emblem is not open to reinterpretation or reconfiguration, regardless of its intended use, including the development of materials such as jewelry, sculpture, signage, crafts, or other fine art.

## Animation

Animation of the 4-H Name and Emblem is allowable provided that the animation is in keeping with the guidelines in this document, and that at the end point of the animation (where the animated loop stops or begins to repeat if an ongoing loop), the 4-H Emblem appears in a manner that meets all guidelines for its use.

Animation may also show the 4-H Emblem on a waving flag, on a float that is partially hidden by crowds watching a parade, being placed in a box or behind a curtain, twirling as it “dances”, “separating” as it forms the doors opening to welcome you to the 4-H Program, be partially hidden as it forms the backdrop for a youth speaking about 4-H, slowly come into focus or formation as the 4-H Emblem from an amorphous or other background, or completing itself as the clover leaves are added one by one to form the 4-H Emblem and each H is explained. In each of these cases, the 4-H Emblem may be temporarily blocked, in whole or in part, or have its shape altered. The end point of the animation must still comply with the guidelines.